
Cisco: Viptela SL1 Dashboards PowerPack Release Notes

Version 102

Table of Contents

Overview	3
Before You Install	3
Installation Process	4
Included Features	4

Overview

Version 102 of the *Cisco: Viptela SL1 Dashboards PowerPack* includes Dashboards that present graphical representations of the configuration data and performance metrics that are collected for Cisco Viptela devices by the *Cisco: Viptela PowerPack*.

NOTE: These dashboards are intended for use only in the new SL1 user interface and will not load in the classic ScienceLogic platform user interface.

- **Minimum Required SL1 Version:** 8.12.1
- **Minimum Required AP2 Version:** 5.155.0-hotfix.8
- **Minimum Required Widget Components Version:** 2.185.0-hotfix.3
- **Minimum Required Cisco: Viptela PowerPack Version:** 101
- **Support Status:** Beta

This document describes:

- [Pre-install information](#)
- [The installation process for the PowerPack](#)
- [The features included in version 102](#)

Before You Install

Before installing the *Cisco: Viptela SL1 Dashboards PowerPack* version 102, you must first ensure that you are running version 8.12.1 or later of SL1, AP2 version 5.155.0-hotfix.8 or later, and Widget Components version 2.185.0-hotfix.3 or later.

NOTE: For details on upgrading SL1, see the appropriate SL1 [Release Notes](#).

You must also import and install the *Cisco: Viptela PowerPack* version 101 or later before installing the *Cisco: Viptela SL1 Dashboards PowerPack* version 102.

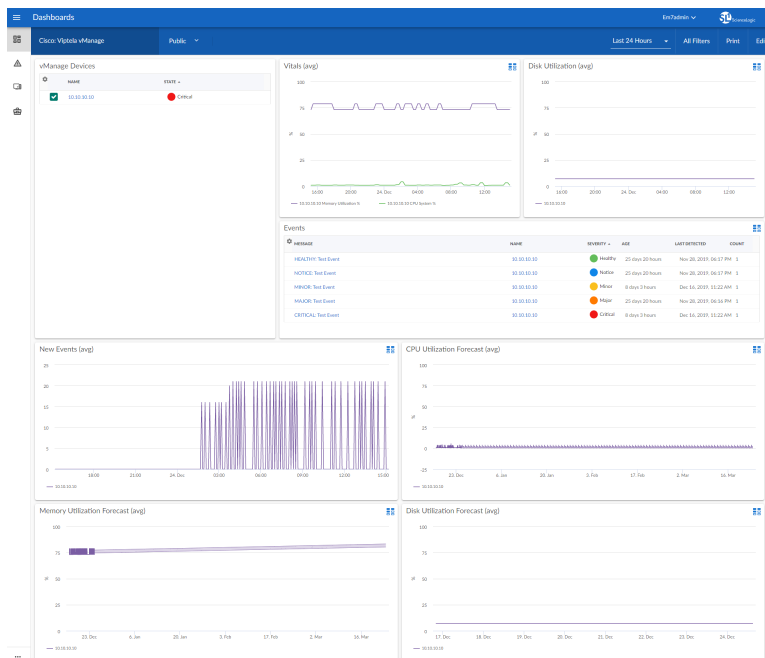
Installation Process

To install version 102 of the *Cisco: Viptela SL1 Dashboards PowerPack*, perform the following steps:

1. If you have not done so already, upgrade your SL1 system to the 8.12.1 or later release.
2. If you have not done so already, install the *Cisco: Viptela PowerPack* version 101 or greater.
3. Download version 102 of the *Cisco: Viptela SL1 Dashboards PowerPack* from the Customer Portal to a local computer.
4. Go to the **PowerPack Manager** page (System > Manage > PowerPacks). Click the **[Actions]** menu and choose *Import PowerPack*. When prompted, import version 102 of the *Cisco: Viptela SL1 Dashboards PowerPack*.
5. After importing the PowerPack, you will be prompted to install the PowerPack. Click the **[Install]** button to install the PowerPack.

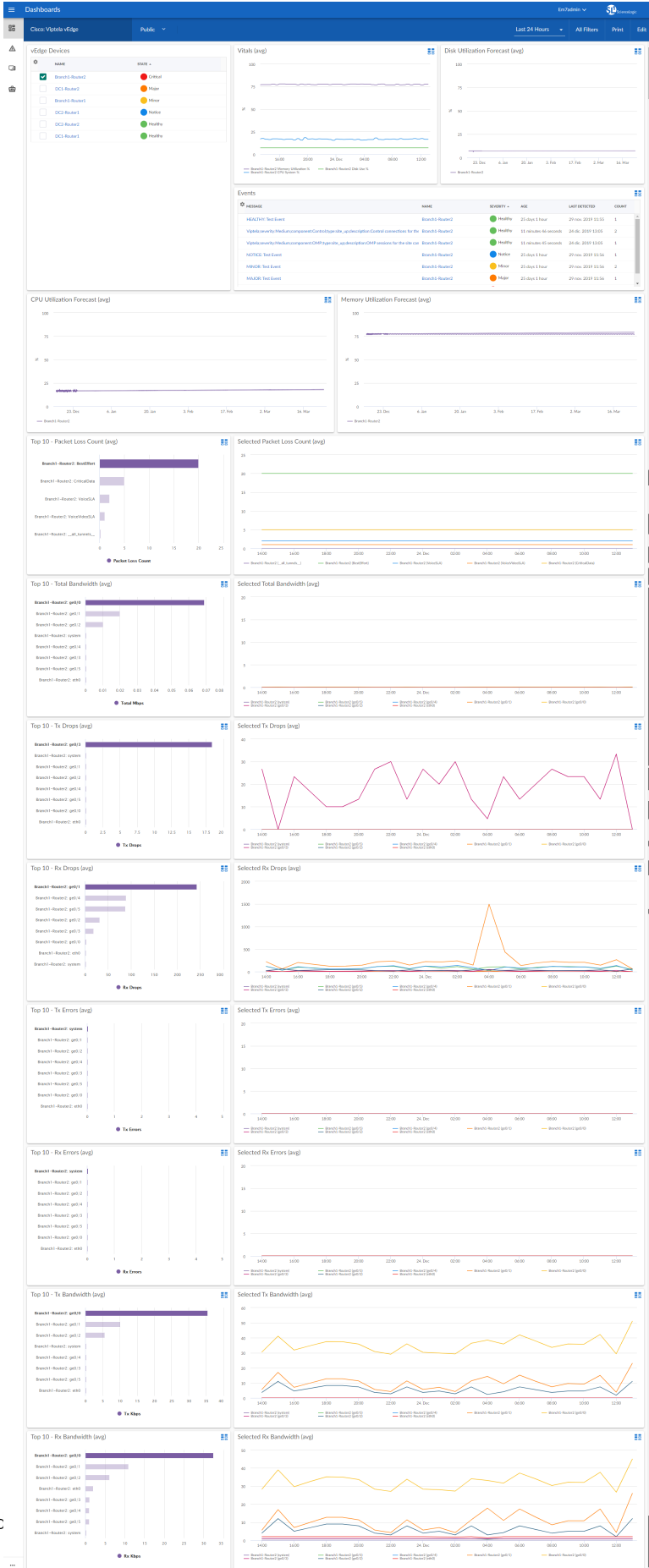
Included Features

The following dashboards are included in version 102 of the *Cisco: Viptela SL1 Dashboards PowerPack*:

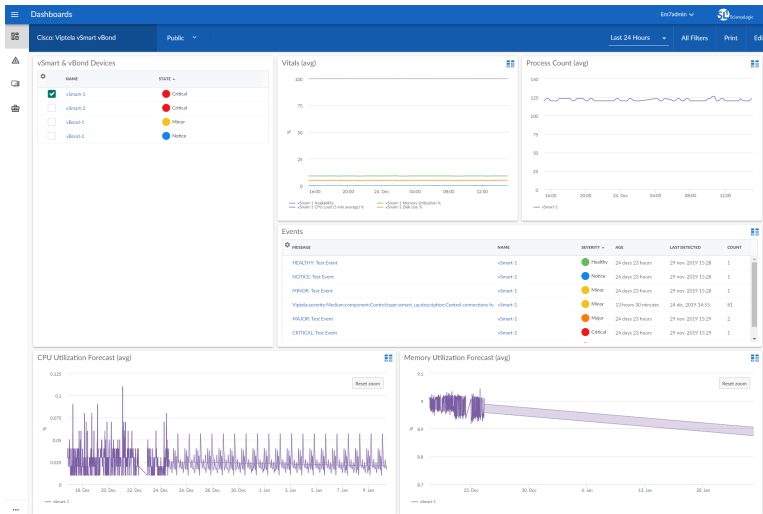


- A "Cisco: Viptela vManage" dashboard, which includes the following widgets that display data about your vManage devices:
 - vManage Devices
 - Vitals (avg)

- New Events (avg)
- Events
- CPU Utilization Forecast (avg)
- Memory Utilization Forecast (avg)
- Disk Utilization (avg)
- Disk Utilization Forecast (avg)



- A "Cisco: Viptela vEdge" dashboard, which includes the following widgets that display data about your vEdge devices:
 - vEdge Devices
 - Vitals (avg)
 - Disk Utilization Forecast (avg)
 - Events
 - CPU Utilization Forecast (avg)
 - Memory Utilization Forecast (avg)
 - Top 10 - Packet Loss Count (avg)
 - Selected Packet Loss Count (avg)
 - Top 10 - Total Bandwidth (avg)
 - Selected Total Bandwidth (avg)
 - Top 10 - Tx Drops (avg)
 - Selected Tx Drops (avg)
 - Top 10 - Rx Drops (avg)
 - Selected Rx Drops (avg)
 - Top 10 - Tx Errors (avg)
 - Selected Tx Errors (avg)
 - Top 10 - Rx Errors (avg)
 - Selected Rx Errors (avg)
 - Top 10 - Tx Bandwidth (avg)
 - Selected Tx Bandwidth (avg)
 - Top 10 - Rx Bandwidth (avg)
 - Selected Rx Bandwidth (avg)



- A "Cisco: Viptela vSmart vBond" dashboard, which includes the following widgets that display data about your vSmart and vBond devices:
 - vSmart and vBond Devices
 - Vitals (avg)
 - Process Count (avg)
 - Events
 - CPU Utilization Forecast (avg)
 - Memory Utilization Forecast (avg)

© 2003 - 2020, ScienceLogic, Inc.

All rights reserved.

LIMITATION OF LIABILITY AND GENERAL DISCLAIMER

ALL INFORMATION AVAILABLE IN THIS GUIDE IS PROVIDED "AS IS," WITHOUT WARRANTY OF ANY KIND, EITHER EXPRESS OR IMPLIED. SCIENCELOGIC™ AND ITS SUPPLIERS DISCLAIM ALL WARRANTIES, EXPRESS OR IMPLIED, INCLUDING, BUT NOT LIMITED TO, THE IMPLIED WARRANTIES OF MERCHANTABILITY, FITNESS FOR A PARTICULAR PURPOSE OR NON-INFRINGEMENT.

Although ScienceLogic™ has attempted to provide accurate information on this Site, information on this Site may contain inadvertent technical inaccuracies or typographical errors, and ScienceLogic™ assumes no responsibility for the accuracy of the information. Information may be changed or updated without notice. ScienceLogic™ may also make improvements and / or changes in the products or services described in this Site at any time without notice.

Copyrights and Trademarks

ScienceLogic, the ScienceLogic logo, and EM7 are trademarks of ScienceLogic, Inc. in the United States, other countries, or both.

Below is a list of trademarks and service marks that should be credited to ScienceLogic, Inc. The ® and ™ symbols reflect the trademark registration status in the U.S. Patent and Trademark Office and may not be appropriate for materials to be distributed outside the United States.

- ScienceLogic™
- EM7™ and em7™
- Simplify IT™
- Dynamic Application™
- Relational Infrastructure Management™

The absence of a product or service name, slogan or logo from this list does not constitute a waiver of ScienceLogic's trademark or other intellectual property rights concerning that name, slogan, or logo.

Please note that laws concerning use of trademarks or product names vary by country. Always consult a local attorney for additional guidance.

Other

If any provision of this agreement shall be unlawful, void, or for any reason unenforceable, then that provision shall be deemed severable from this agreement and shall not affect the validity and enforceability of any remaining provisions. This is the entire agreement between the parties relating to the matters contained herein.

In the U.S. and other jurisdictions, trademark owners have a duty to police the use of their marks. Therefore, if you become aware of any improper use of ScienceLogic Trademarks, including infringement or counterfeiting by third parties, report them to Science Logic's legal department immediately. Report as much detail as possible about the misuse, including the name of the party, contact information, and copies or photographs of the potential misuse to: legal@sciencelogic.com



800-SCI-LOGIC (1-800-724-5644)

International: +1-703-354-1010