



F5 BIG-IP: SL1 Dashboards PowerPack Release Notes

Version 102

Table of Contents

Overview	3
Before You Install	3
Installation Process	4
Included Features	5
Enhancements and Issues Addressed	12

Overview

Version 102 of the *F5 BIG-IP: SL1 Dashboards* PowerPack includes autoselect for context-driving widgets and the addition of the event and forecast widgets to the "F5 Big-IP" dashboard.

NOTE: These dashboards are intended for use only in the new SL1 user interface and will not load in the classic ScienceLogic platform user interface.

- **Minimum Required SL1 Version:** 8.12.1
- **Minimum Required AP2 Version:** 5.125.44
- **Minimum Required Widget Components Version:** 2.175.0
- **Minimum Required *F5 BIG-IP* PowerPack Version:** 102
- **Support Status:** Beta

This document describes:

- [Pre-install information](#)
- [The installation process for the PowerPack](#)
- [The features included in version 102](#)
- [The enhancements and issues addressed in version 102](#)

Before You Install

Before installing the *F5 BIG-IP: SL1 Dashboards* PowerPack version 102, you must first ensure that you are running version 8.12.1 or later of SL1, AP2 version 5.125.44 or later, and Widget Components version 2.175.0 or later.

NOTE: For details on upgrading SL1, see the appropriate SL1 [Release Notes](#).

You must also import and install the *F5 BIG-IP* PowerPack version 102 or later before installing the *F5 BIG-IP: SL1 Dashboards* PowerPack version 102.

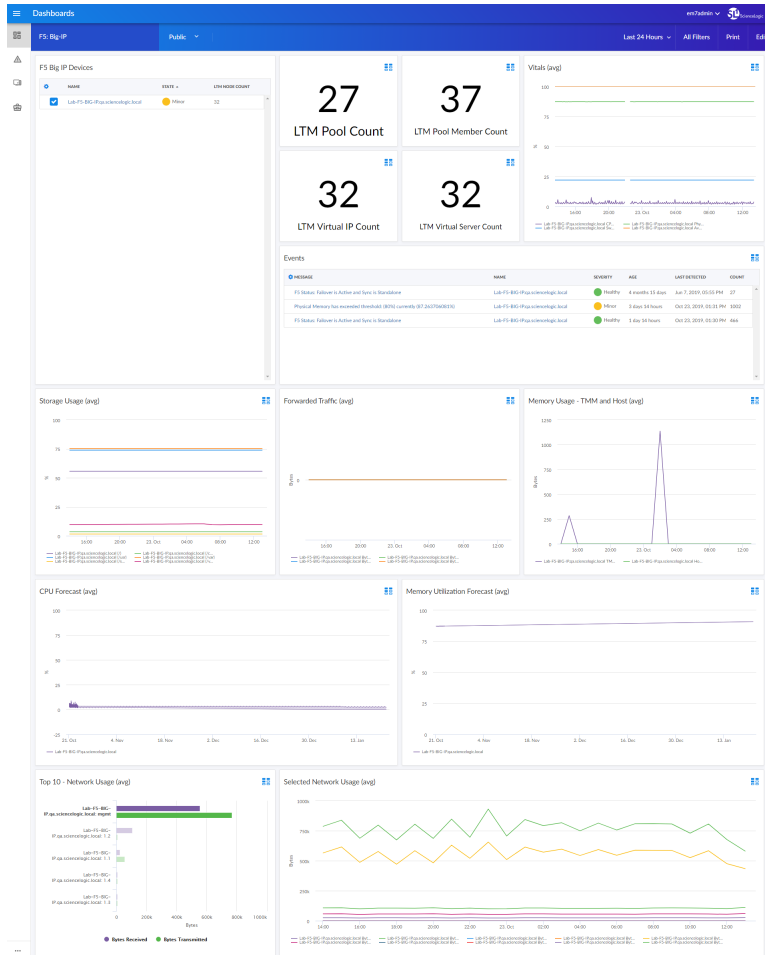
Installation Process

To install version 102 of the *F5 BIG-IP: SL1 Dashboards* PowerPack, perform the following steps:

1. If you have not done so already, upgrade your SL1 system to the 8.12.1 or later release.
2. If you have not done so already, install the *F5 BIG-IP* PowerPack version 102 or greater.
3. Download version 102 of the *F5 BIG-IP: SL1 Dashboards* PowerPack from the Customer Portal to a local computer.
4. Go to the **PowerPack Manager** page (System > Manage > PowerPacks). Click the **[Actions]** menu and choose *Import PowerPack*. When prompted, import version 102 of the *F5 BIG-IP: SL1 Dashboards* PowerPack.
5. After importing the PowerPack, you will be prompted to install the PowerPack. Click the **[Install]** button to install the PowerPack.

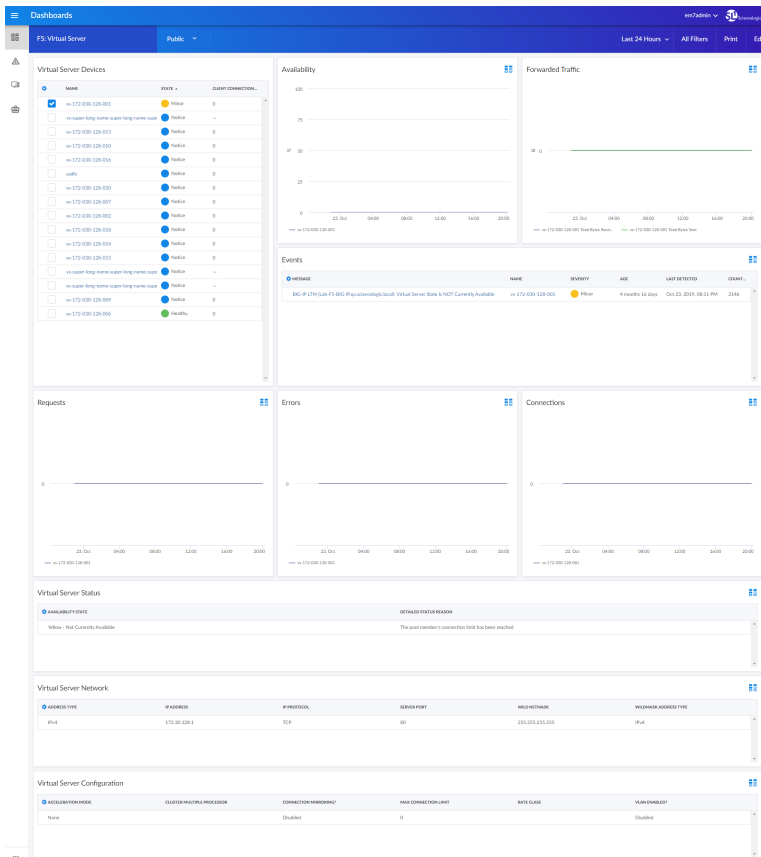
Included Features

The following dashboards are included in version 102 of the *F5 BIG-IP: SL1 Dashboards PowerPack*:



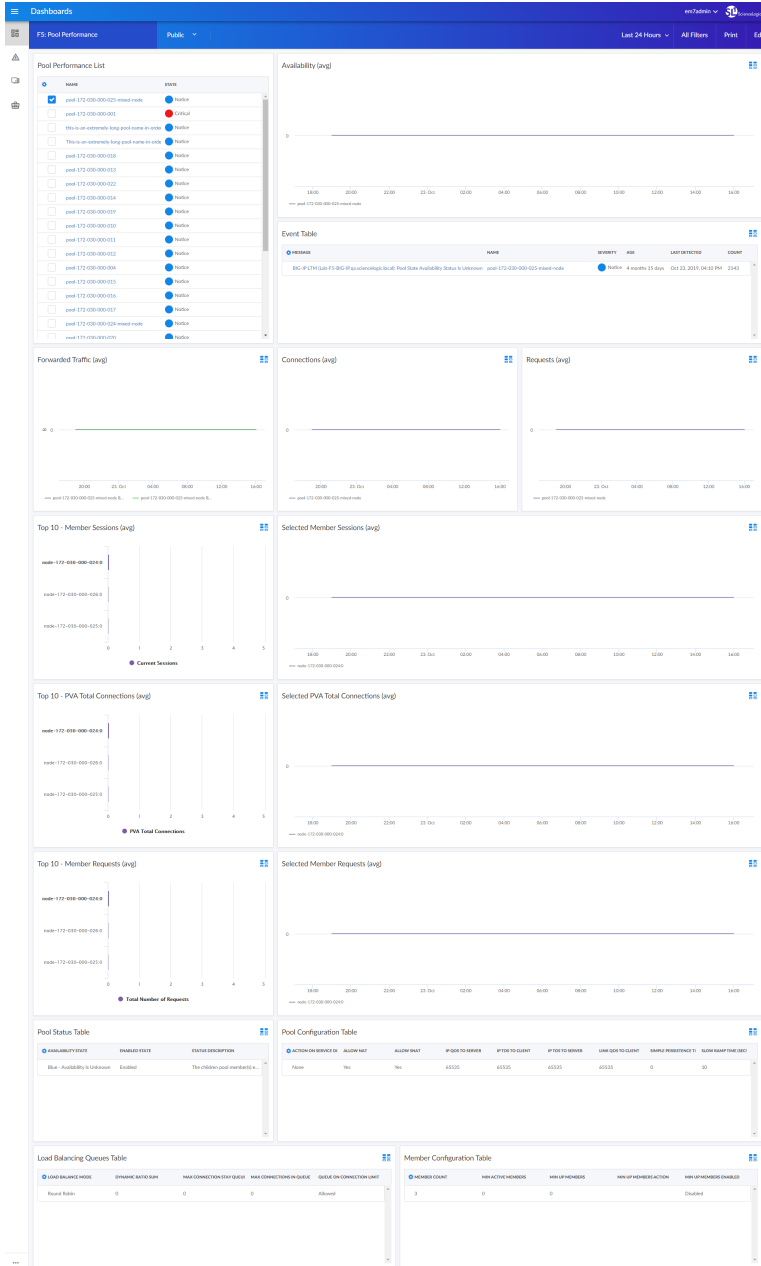
- An "F5 Big-IP" dashboard, which includes the following widgets that display overview data about your F5 Big-IP devices:
 - F5 Big IP Devices
 - LTM Pool Count
 - LTM Pool Member Count
 - LTM Virtual IP Count
 - LTM Virtual Server Count
 - Vitals (avg)
 - Events
 - Storage Usage (avg)

- Forwarded Traffic (avg)
- Memory Usage - TMM and Host (avg)
- CPU Forecast (avg)
- Memory Utilization Forecast (avg)
- Top 10 - Network Usage (avg)
- Selected Network Usage (avg)



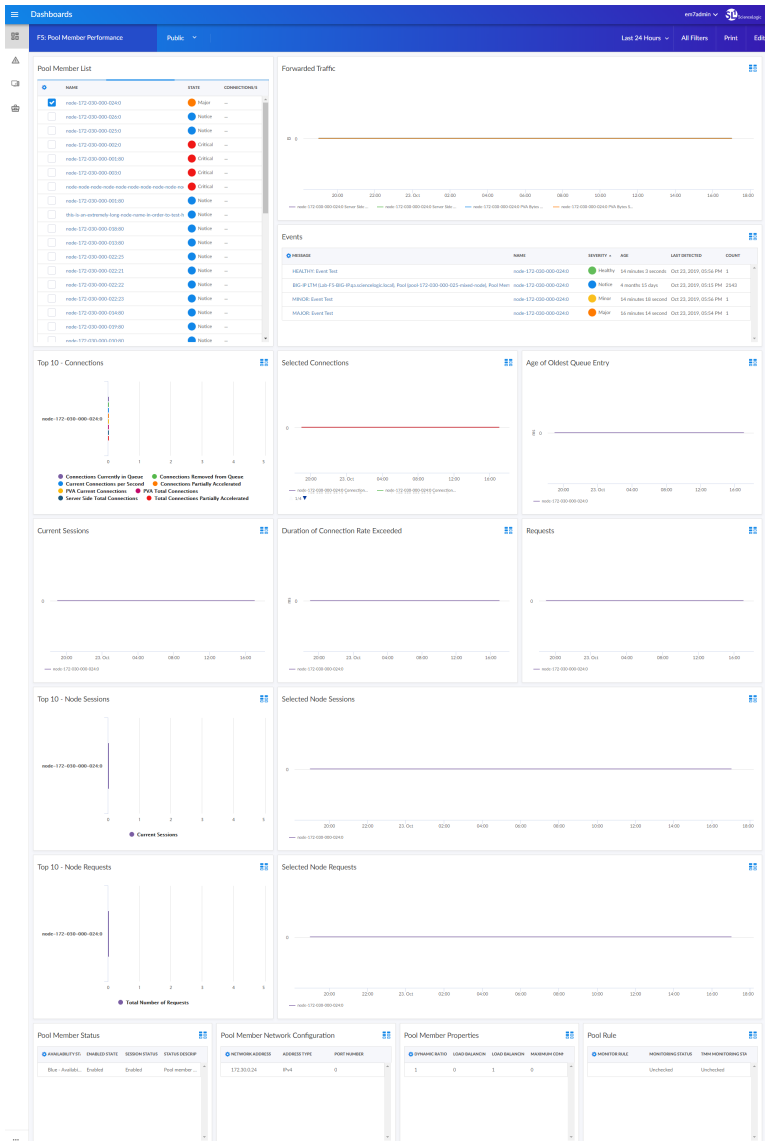
- An "F5: Virtual Server" dashboard, which includes the following widgets that display data about your F5 Big-IP virtual servers:
 - Virtual Server Devices
 - Availability
 - Forwarded Traffic
 - Events
 - Requests
 - Errors
 - Connections

- Virtual Server Status
- Virtual Server Network
- Virtual Server Configuration



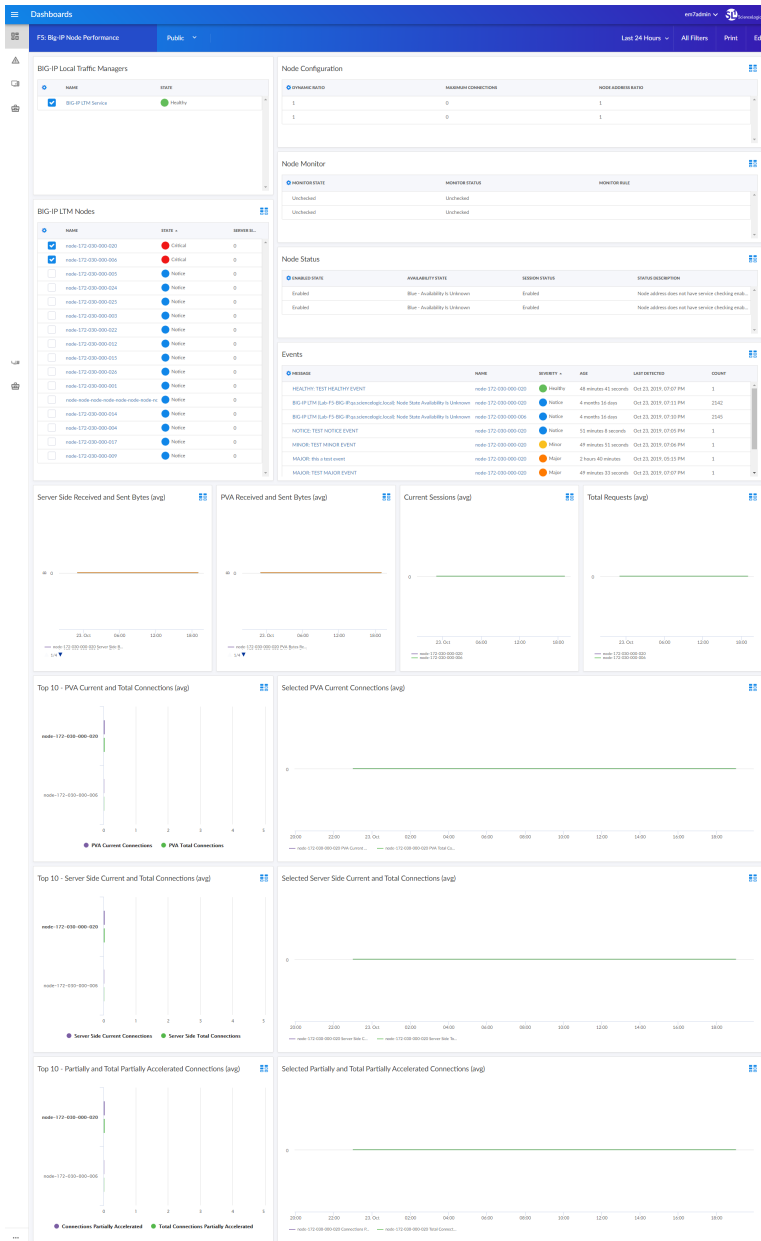
- An "F5: Pool Performance" dashboard, which includes the following widgets that display data about your F5 Big-IP pools:
 - Pool Performance List
 - Availability (avg)

- Event Table
- Forwarded Traffic (avg)
- Connections (avg)
- Requests (avg)
- Top 10 - Member Sessions (avg)
- Selected Member Sessions (avg)
- Top 10 - PVA Total Connections (avg)
- Selected PVA Total Connections (avg)
- Top 10 - Member Requests (avg)
- Selected Member Requests (avg)
- Pool Status Table
- Pool Configuration Table
- Load Balancing Queues Table
- Member Configuration Table



- An "F5: Pool Member Performance" dashboard, which includes the following widgets that display data about your F5 Big-IP pool members:
 - Pool Member List
 - Forwarded Traffic
 - Events
 - Top 10 - Connections
 - Selected Connections
 - Age of Oldest Queue Entry
 - Current Sessions
 - Duration of Connection Rate Exceeded

- Requests
- Top 10 - Node Sessions
- Selected Node Sessions
- Top 10 - Node Requests
- Selected Node Requests
- Pool Member Status
- Pool Member Network Configuration
- Pool Member Properties
- Pool Rule



- An "F5: Big-IP Node Performance" dashboard, which includes the following widgets that display data about your F5 Big-IP nodes:
 - Big-IP Local Traffic Managers
 - Big-IP LTM Nodes
 - Node Configuration
 - Node Monitor
 - Node Status
 - Events

- Server Side Received and Sent Bytes (avg)
- PVA Received and Sent Bytes (avg)
- Current Sessions (avg)
- Total Requests (avg)
- Top 10 - PVA Current and Total Connections (avg)
- Selected PVA Current Connections (avg)
- Top 10 - Server Side Current and Total Connections (avg)
- Selected Server Side Current and Total Connections (avg)
- Top 10 - Partially and Total Partially Accelerated Connections (avg)
- Selected Partially and Total Partially Accelerated Connections (avg)

Enhancements and Issues Addressed

The following enhancements and addressed issues are included in version 102 of the *F5 BIG-IP: SL1 Dashboards PowerPack*:

- Autoselect for context-driving widgets has been enabled in all dashboards.
- The CPU Forecast and Memory Utilization Forecast widgets were added to the "F5 Big-IP" dashboard.

© 2003 - 2019, ScienceLogic, Inc.

All rights reserved.

LIMITATION OF LIABILITY AND GENERAL DISCLAIMER

ALL INFORMATION AVAILABLE IN THIS GUIDE IS PROVIDED "AS IS," WITHOUT WARRANTY OF ANY KIND, EITHER EXPRESS OR IMPLIED. SCIENCELOGIC™ AND ITS SUPPLIERS DISCLAIM ALL WARRANTIES, EXPRESS OR IMPLIED, INCLUDING, BUT NOT LIMITED TO, THE IMPLIED WARRANTIES OF MERCHANTABILITY, FITNESS FOR A PARTICULAR PURPOSE OR NON-INFRINGEMENT.

Although ScienceLogic™ has attempted to provide accurate information on this Site, information on this Site may contain inadvertent technical inaccuracies or typographical errors, and ScienceLogic™ assumes no responsibility for the accuracy of the information. Information may be changed or updated without notice. ScienceLogic™ may also make improvements and / or changes in the products or services described in this Site at any time without notice.

Copyrights and Trademarks

ScienceLogic, the ScienceLogic logo, and EM7 are trademarks of ScienceLogic, Inc. in the United States, other countries, or both.

Below is a list of trademarks and service marks that should be credited to ScienceLogic, Inc. The ® and ™ symbols reflect the trademark registration status in the U.S. Patent and Trademark Office and may not be appropriate for materials to be distributed outside the United States.

- ScienceLogic™
- EM7™ and em7™
- Simplify IT™
- Dynamic Application™
- Relational Infrastructure Management™

The absence of a product or service name, slogan or logo from this list does not constitute a waiver of ScienceLogic's trademark or other intellectual property rights concerning that name, slogan, or logo.

Please note that laws concerning use of trademarks or product names vary by country. Always consult a local attorney for additional guidance.

Other

If any provision of this agreement shall be unlawful, void, or for any reason unenforceable, then that provision shall be deemed severable from this agreement and shall not affect the validity and enforceability of any remaining provisions. This is the entire agreement between the parties relating to the matters contained herein.

In the U.S. and other jurisdictions, trademark owners have a duty to police the use of their marks. Therefore, if you become aware of any improper use of ScienceLogic Trademarks, including infringement or counterfeiting by third parties, report them to Science Logic's legal department immediately. Report as much detail as possible about the misuse, including the name of the party, contact information, and copies or photographs of the potential misuse to: legal@sciencelogic.com



800-SCI-LOGIC (1-800-724-5644)

International: +1-703-354-1010