



NetApp: SL1 Dashboards PowerPack Release Notes

Version 102

Table of Contents

| | |
|---|---|
| Overview | 3 |
| Before You Install | 3 |
| Installation Process | 4 |
| Included Features | 5 |
| Enhancements and Issues Addressed | 9 |

Overview

Version 102 of the *NetApp: SL1 Dashboards* PowerPack includes autoselect for context-driving widgets and the addition of the event and forecast widgets.

NOTE: These dashboards are intended for use only in the new SL1 user interface and will not load in the classic ScienceLogic platform user interface.

- **Minimum Required SL1 Version:** 8.12.1
- **Minimum Required AP2 Version:** 5.125.44
- **Minimum Required Widget Components Version:** 2.175.0
- **Minimum Required NetApp PowerPack Version:** 104
- **Support Status:** Beta

This document describes:

- [Pre-install information](#)
- [The installation process for the PowerPack](#)
- [The features included in version 102](#)
- [The enhancements and issues addressed in version 102](#)

Before You Install

Before installing the *NetApp: SL1 Dashboards* PowerPack version 102, you must first ensure that you are running version 8.12.1 or later of SL1, AP2 version 5.125.44 or later, and Widget Components version 2.175.0 or later.

NOTE: For details on upgrading SL1, see the appropriate SL1 [Release Notes](#).

You must also import and install the *NetApp* PowerPack version 104 or later before installing the *NetApp: SL1 Dashboards* PowerPack version 102.

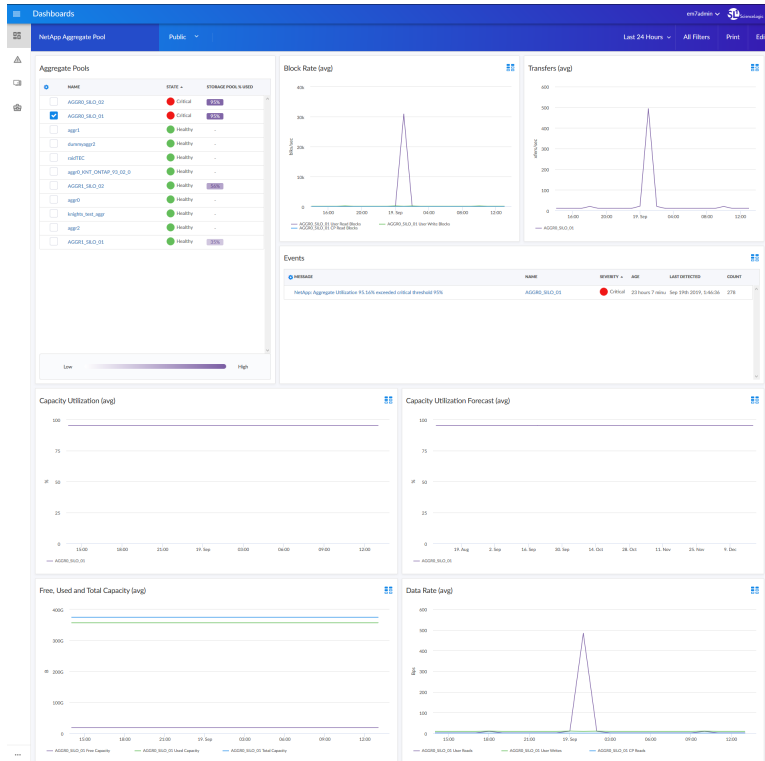
Installation Process

To install version 102 of the *NetApp: SL1 Dashboards* PowerPack, perform the following steps:

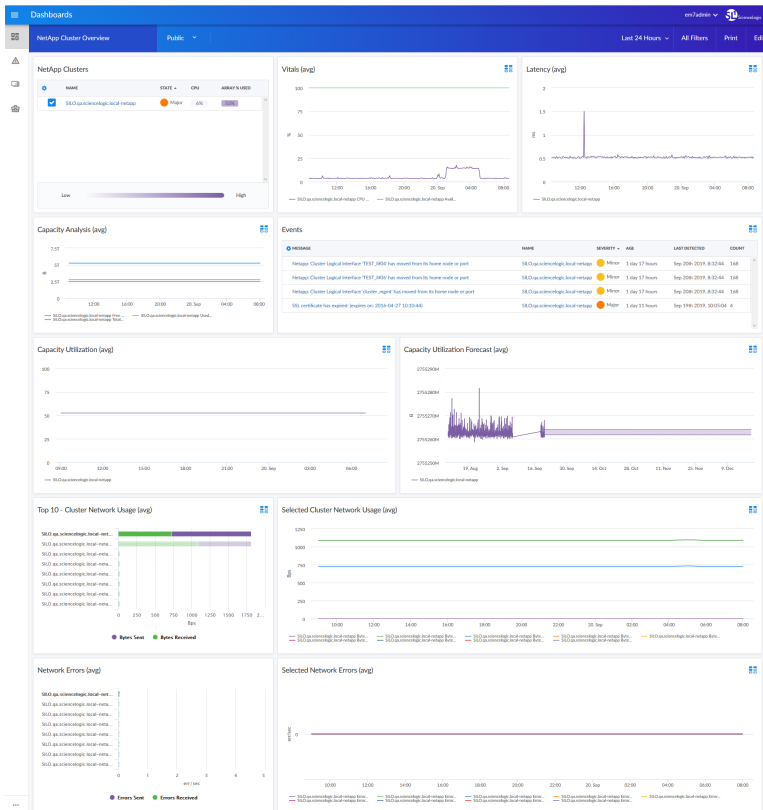
1. If you have not done so already, upgrade your SL1 system to the 8.12.1 or later release.
2. If you have not done so already, install the *NetApp* PowerPack version 104 or greater.
3. Download version 102 of the *NetApp: SL1 Dashboards* PowerPack from the Customer Portal to a local computer.
4. Go to the **PowerPack Manager** page (System > Manage > PowerPacks). Click the **[Actions]** menu and choose *Import PowerPack*. When prompted, import version 102 of the *NetApp: SL1 Dashboards* PowerPack.
5. After importing the PowerPack, you will be prompted to install the PowerPack. Click the **[Install]** button to install the PowerPack.

Included Features

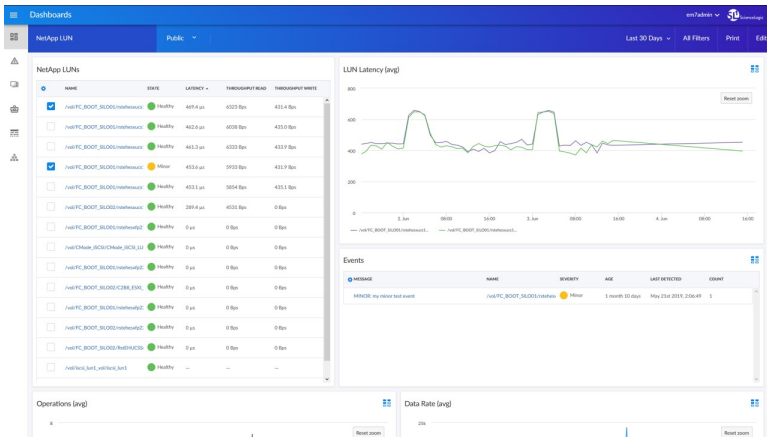
The following dashboards are included in version 102 of the NetApp: *SL1 Dashboards PowerPack*:



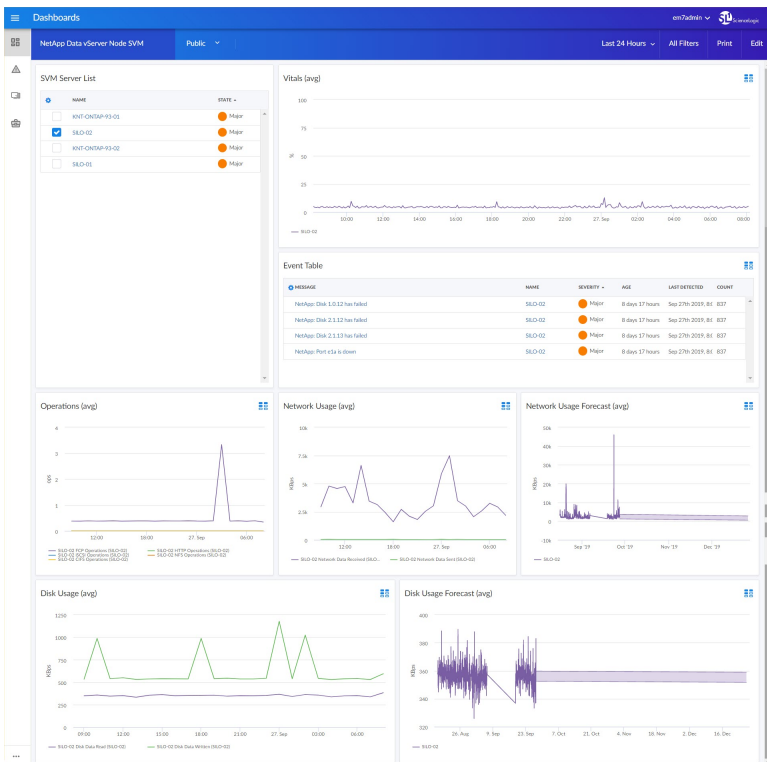
- A "NetApp Aggregate Pool" dashboard, which includes the following widgets that display data about your NetApp pools:
 - Aggregate Pools
 - Block Rate (avg)
 - Transfers (avg)
 - Events
 - Capacity Utilization (avg)
 - Capacity Utilization Forecast (avg)
 - Free, Used, and Total Capacity (avg)
 - Data Rate (avg)



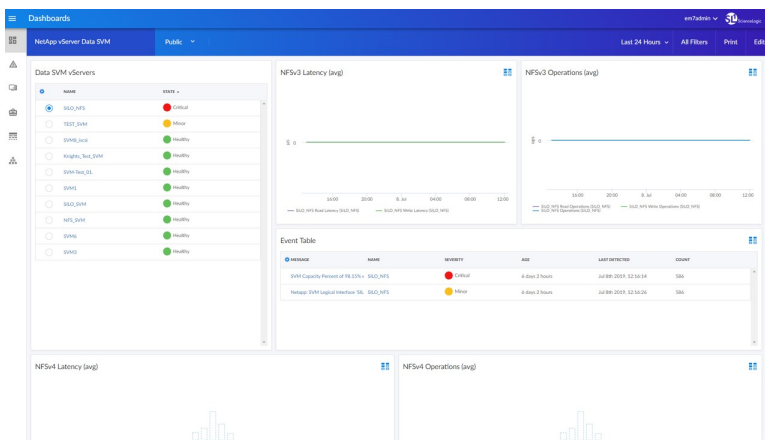
- A "NetApp Cluster Overview" dashboard, which includes the following widgets that display overview data about your NetApp clusters:
 - NetApp Clusters
 - Vitals (avg)
 - Latency (avg)
 - Capacity Analysis (avg)
 - Events
 - Capacity Utilization (avg)
 - Capacity Utilization Forecast (avg)
 - Top 10 - Cluster Network Usage (avg)
 - Selected Cluster Network Usage (avg)
 - Network Errors (avg)
 - Selected Network Errors (avg)



- A "NetApp LUN" dashboard, which includes the following widgets that display data about your NetApp LUNs:
 - NetApp LUNs
 - LUN Latency (avg)
 - Events
 - Operations (avg)
 - Data Rate (avg)



- A "NetApp Data vServer Node SVM" dashboard, which includes the following widgets that display data about your NetApp SVM servers:
 - SVM Server List
 - Vitals (avg)
 - Event Table
 - Operations (avg)
 - Network Usage (avg)
 - Network Usage Forecast (avg)
 - Disk Usage (avg)
 - Disk Usage Forecast (avg)



- A "NetApp vServer Data SVM" dashboard, which include the following widgets that display data about your NetApp SVM vServers:
 - Data SVM vServers
 - NFSv3 Latency (avg)
 - NFSv3 Operations (avg)
 - Event Table
 - NFSv4 Latency (avg)
 - NFSv4 Operations (avg)
 - NFSv4.1 Latency (avg)
 - NFSv4.1 Operations (avg)
 - Network Usage (avg)
 - Network Errors (avg)
 - iSCSI Operations (avg)
 - iSCSI Latency (avg)

- iSCSI Usage (avg)
- iSCSI Operations (avg)
- FCP Latency (avg)
- FCP Usage (avg)
- FCP Operations (avg)
- Snapmirror Lag Time (avg)
- CIFS Latency (avg)
- CIFS Operations (avg)

Enhancements and Issues Addressed

The following enhancements and addressed issues are included in version 102 of the *NetApp: SL1 Dashboards PowerPack*:

- Autoselect for context-driving widgets has been enabled in all dashboards.
- The Capacity Utilization Forecast widget was added to the "NetApp Aggregate Pool" dashboard.
- The Capacity Utilization Forecast widget was added to the "NetApp Cluster Overview" dashboard.
- The Network Usage Forecast and Disk Usage Forecast widgets were added to the "NetApp Data vServer Node SVM" dashboard.

© 2003 - 2019, ScienceLogic, Inc.

All rights reserved.

LIMITATION OF LIABILITY AND GENERAL DISCLAIMER

ALL INFORMATION AVAILABLE IN THIS GUIDE IS PROVIDED "AS IS," WITHOUT WARRANTY OF ANY KIND, EITHER EXPRESS OR IMPLIED. SCIENCELOGIC™ AND ITS SUPPLIERS DISCLAIM ALL WARRANTIES, EXPRESS OR IMPLIED, INCLUDING, BUT NOT LIMITED TO, THE IMPLIED WARRANTIES OF MERCHANTABILITY, FITNESS FOR A PARTICULAR PURPOSE OR NON-INFRINGEMENT.

Although ScienceLogic™ has attempted to provide accurate information on this Site, information on this Site may contain inadvertent technical inaccuracies or typographical errors, and ScienceLogic™ assumes no responsibility for the accuracy of the information. Information may be changed or updated without notice. ScienceLogic™ may also make improvements and / or changes in the products or services described in this Site at any time without notice.

Copyrights and Trademarks

ScienceLogic, the ScienceLogic logo, and EM7 are trademarks of ScienceLogic, Inc. in the United States, other countries, or both.

Below is a list of trademarks and service marks that should be credited to ScienceLogic, Inc. The ® and ™ symbols reflect the trademark registration status in the U.S. Patent and Trademark Office and may not be appropriate for materials to be distributed outside the United States.

- ScienceLogic™
- EM7™ and em7™
- Simplify IT™
- Dynamic Application™
- Relational Infrastructure Management™

The absence of a product or service name, slogan or logo from this list does not constitute a waiver of ScienceLogic's trademark or other intellectual property rights concerning that name, slogan, or logo.

Please note that laws concerning use of trademarks or product names vary by country. Always consult a local attorney for additional guidance.

Other

If any provision of this agreement shall be unlawful, void, or for any reason unenforceable, then that provision shall be deemed severable from this agreement and shall not affect the validity and enforceability of any remaining provisions. This is the entire agreement between the parties relating to the matters contained herein.

In the U.S. and other jurisdictions, trademark owners have a duty to police the use of their marks. Therefore, if you become aware of any improper use of ScienceLogic Trademarks, including infringement or counterfeiting by third parties, report them to Science Logic's legal department immediately. Report as much detail as possible about the misuse, including the name of the party, contact information, and copies or photographs of the potential misuse to: legal@sciencelogic.com



800-SCI-LOGIC (1-800-724-5644)

International: +1-703-354-1010