



VMware: vSphere SL1 Dashboards PowerPack Release Notes

Version 103

Table of Contents

Overview	3
Before You Install	3
Installation Process	3
Included Features	5
Enhancements and Issues Addressed	9

Overview

Version 103 of the *VMware: vSphere SL1 Dashboards PowerPack* addresses an issue with context-driving widgets in the "VMware: vCenter Overview" dashboard and an issue with duplicate devices in the Host List widget in the "VMware: Host Performance" and "VMware: vCenter Overview" dashboards.

NOTE: These dashboards are intended for use only in the new SL1 user interface and will not load in the classic ScienceLogic platform user interface.

- **Minimum Required SL1 Version:** 8.12.1
- **Minimum Required AP2 Version:** 5.155.0-hotfix.8
- **Minimum Required Widget Components Version:** 2.185.0-hotfix.3
- **Minimum Required VMware: vSphere Base Pack PowerPack Version:** 214
- **Support Status:** Beta

This document describes:

- [Pre-install information](#)
- [The installation process for the PowerPack](#)
- [The features included in version 103](#)
- [The enhancements and issues addressed in version 103](#)

Before You Install

Before installing the *VMware: vSphere SL1 Dashboards PowerPack* version 103, you must first ensure that you are running version 8.12.1 or later of SL1, AP2 version 5.155.0-hotfix.8 or later, and Widget Components version 2.185.0-hotfix.3 or later.

NOTE: For details on upgrading SL1, see the appropriate SL1 [Release Notes](#).

You must also import and install the *VMware: vSphere Base Pack PowerPack* version 214 or later before installing the *VMware: vSphere SL1 Dashboards PowerPack* version 103.

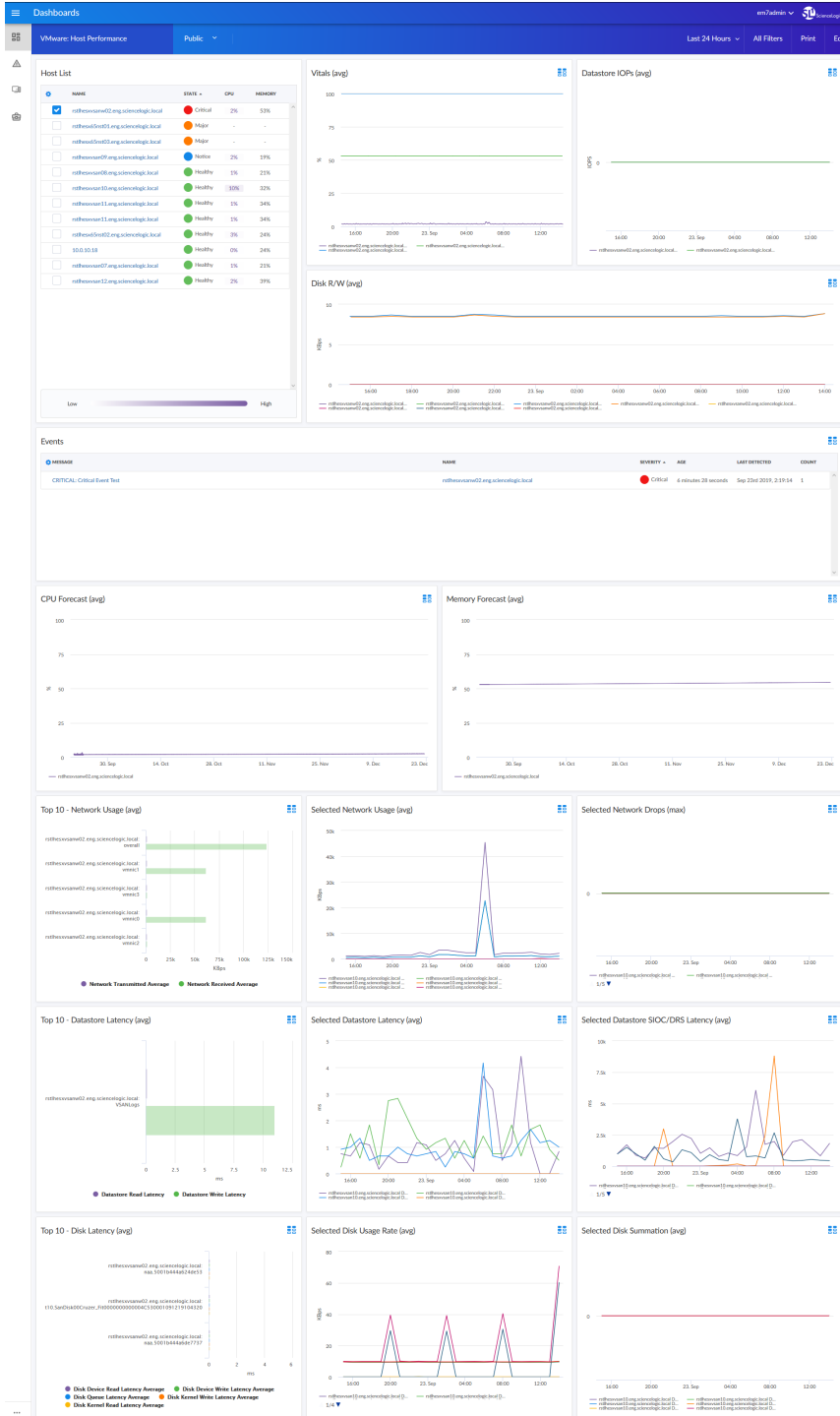
Installation Process

To install version 103 of the *VMware: vSphere SL1 Dashboards PowerPack*, perform the following steps:

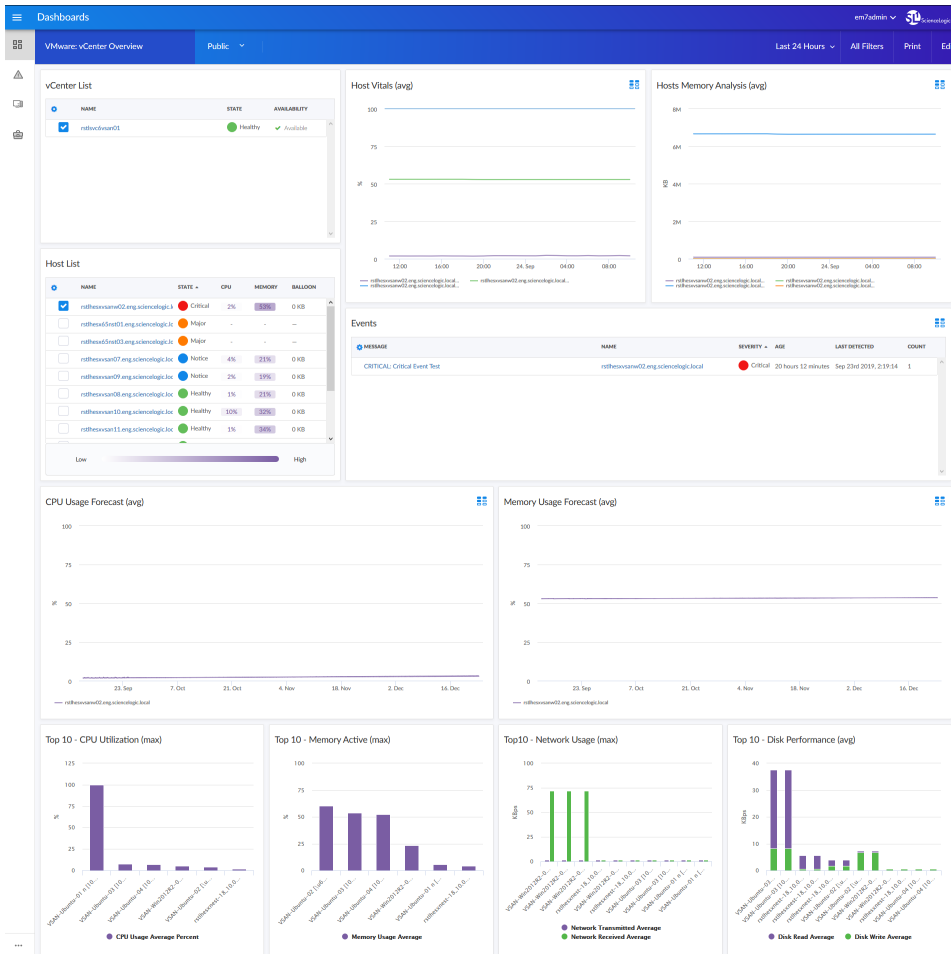
1. If you have not done so already, upgrade your SL1 system to the 8.12.1 or later release.
2. If you have not done so already, install the VMware: vSphere Base Pack PowerPack version 214 or greater.
3. Download version 103 of the VMware: vSphere SL1 Dashboards PowerPack from the Customer Portal to a local computer.
4. Go to the **PowerPack Manager** page (System > Manage > PowerPacks). Click the **[Actions]** menu and choose *Import PowerPack*. When prompted, import version 103 of the VMware: vSphere SL1 Dashboards PowerPack.
5. After importing the PowerPack, you will be prompted to install the PowerPack. Click the **[Install]** button to install the PowerPack.

Included Features

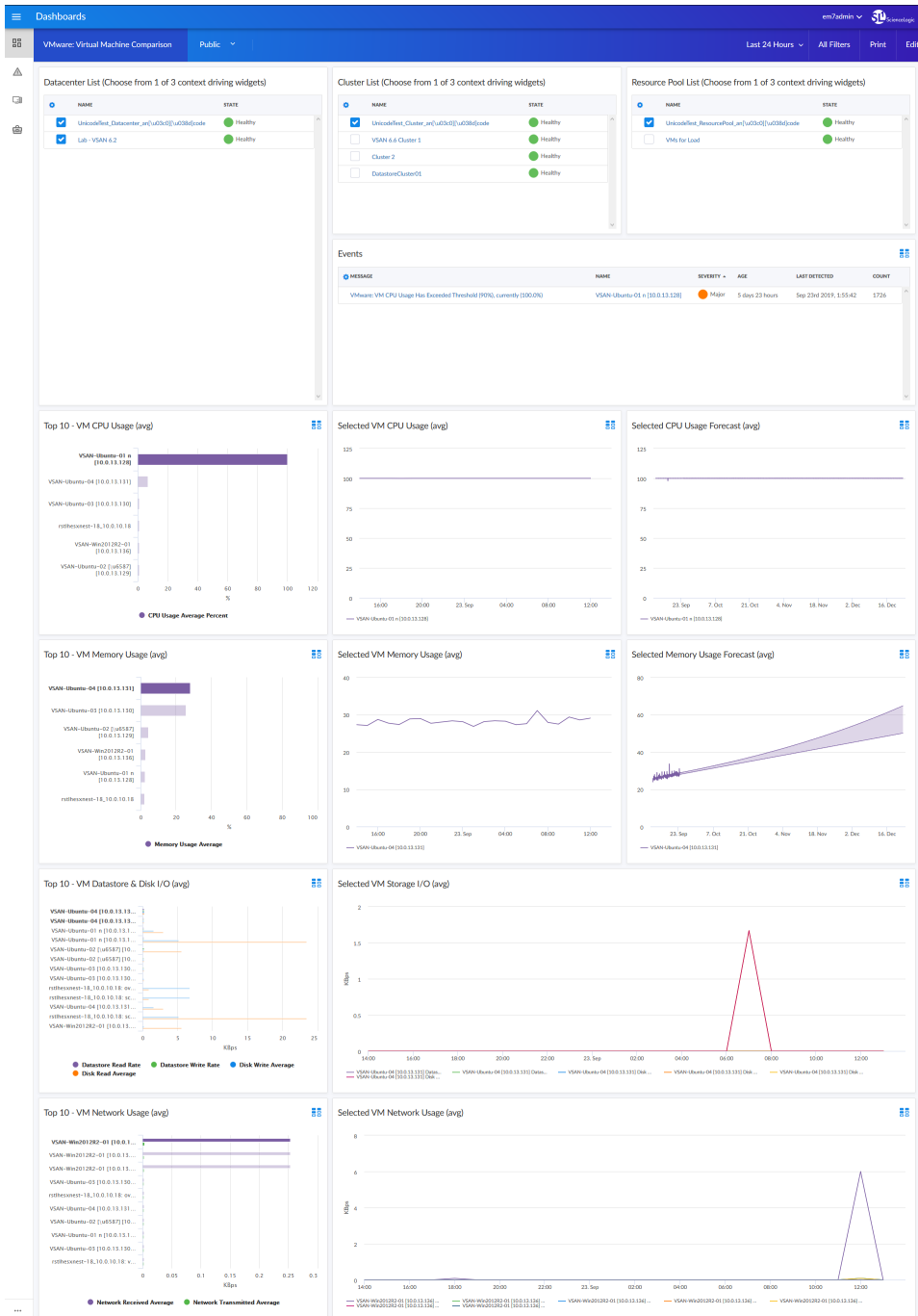
The following dashboards are included in version 103 of the VMware: vSphere SL1 Dashboards PowerPack:



- A "VMware: Host Performance" dashboard, which includes the following widgets that display data about your VMware hosts:
 - Host List
 - Vitals (avg)
 - Datastore Input/Output Operations per Second (IOPS) (avg)
 - Disk Read/Write (avg)
 - Events
 - CPU Forecast (avg)
 - Memory Forecast (avg)
 - Top 10 - Network Usage (avg)
 - Selected Network Usage (avg)
 - Selected Network Drops (max)
 - Top 10 - Datastore Latency (avg)
 - Selected Datastore Latency (avg)
 - Selected Datastore Storage I/O Control and Distributed Resource Scheduler (SIOC/DRS) Latency (avg)
 - Top 10 - Disk Latency (avg)
 - Selected Disk Usage Rate (avg)
 - Selected Disk Summation (avg)



- A "VMware: vCenter Overview" dashboard, which includes the following widgets that display data about vCenter:
 - vCenter List
 - Host List
 - Host Vitals (avg)
 - Hosts Memory Analysis (avg)
 - Events
 - CPU Usage Forecast (avg)
 - Memory Usage Forecast (avg)
 - Top 10 - CPU Utilization (max)
 - Top 10 - Memory Active (max)
 - Top 10 - Network Usage (max)
 - Top 10 - Disk Performance (avg)



- A "VMware: Virtual Machine Comparison" dashboard, which includes the following widgets that display data about your VMware VMs:
 - Datacenter List
 - Cluster List
 - Resource Pool List

- Events
- Top 10 - VM CPU Usage (avg)
- Selected VM CPU Usage (avg)
- Selected CPU Usage Forecast (avg)
- Top 10 - VM Memory Usage (avg)
- Selected VM Memory Usage (avg)
- Selected Memory Usage Forecast (avg)
- Top 10 - VM Datastore & Disk I/O (avg)
- Selected VM Storage I/O (avg)
- Top 10 - VM Network Usage (avg)
- Selected VM Network Usage (avg)

Enhancements and Issues Addressed

The following enhancements and addressed issues are included in version 103 of the *VMware: vSphere SL1 Dashboards PowerPack*:

- An issue was addressed in the "VMware: vCenter Overview" dashboard in which the Host List widget was not being driven from the vCenter List table widget. The context-driven selection was therefore enabled in the Host List widget.
- An issue was addressed in the "VMware: Host Performance" and "VMware: vCenter Overview" dashboards in which duplicated devices were displayed in the Host List widget.
- Auto-management of features was disabled in all widgets in all dashboards.

© 2003 - 2020, ScienceLogic, Inc.

All rights reserved.

LIMITATION OF LIABILITY AND GENERAL DISCLAIMER

ALL INFORMATION AVAILABLE IN THIS GUIDE IS PROVIDED "AS IS," WITHOUT WARRANTY OF ANY KIND, EITHER EXPRESS OR IMPLIED. SCIENCELOGIC™ AND ITS SUPPLIERS DISCLAIM ALL WARRANTIES, EXPRESS OR IMPLIED, INCLUDING, BUT NOT LIMITED TO, THE IMPLIED WARRANTIES OF MERCHANTABILITY, FITNESS FOR A PARTICULAR PURPOSE OR NON-INFRINGEMENT.

Although ScienceLogic™ has attempted to provide accurate information on this Site, information on this Site may contain inadvertent technical inaccuracies or typographical errors, and ScienceLogic™ assumes no responsibility for the accuracy of the information. Information may be changed or updated without notice. ScienceLogic™ may also make improvements and / or changes in the products or services described in this Site at any time without notice.

Copyrights and Trademarks

ScienceLogic, the ScienceLogic logo, and EM7 are trademarks of ScienceLogic, Inc. in the United States, other countries, or both.

Below is a list of trademarks and service marks that should be credited to ScienceLogic, Inc. The ® and ™ symbols reflect the trademark registration status in the U.S. Patent and Trademark Office and may not be appropriate for materials to be distributed outside the United States.

- ScienceLogic™
- EM7™ and em7™
- Simplify IT™
- Dynamic Application™
- Relational Infrastructure Management™

The absence of a product or service name, slogan or logo from this list does not constitute a waiver of ScienceLogic's trademark or other intellectual property rights concerning that name, slogan, or logo.

Please note that laws concerning use of trademarks or product names vary by country. Always consult a local attorney for additional guidance.

Other

If any provision of this agreement shall be unlawful, void, or for any reason unenforceable, then that provision shall be deemed severable from this agreement and shall not affect the validity and enforceability of any remaining provisions. This is the entire agreement between the parties relating to the matters contained herein.

In the U.S. and other jurisdictions, trademark owners have a duty to police the use of their marks. Therefore, if you become aware of any improper use of ScienceLogic Trademarks, including infringement or counterfeiting by third parties, report them to Science Logic's legal department immediately. Report as much detail as possible about the misuse, including the name of the party, contact information, and copies or photographs of the potential misuse to: legal@sciencelogic.com



800-SCI-LOGIC (1-800-724-5644)

International: +1-703-354-1010